

RM 300-1

MARY JANE'S LAST DANCE

RULES: Practical Shooting Handbook, Latest Edition **COURSE DESIGNER:** Jerry Westcott

START POSITION: Toes of both feet touching any red start mark, with wrist below belt. Handgun is loaded and holstered.

PCC Toes of both feet touching any red start mark, with stock on belt, pointing directly down range. PCC is loaded.

STAGE PROCEDURE

ON SIGNAL: Engage targets as they become visible from within Area "A", "B", and "C".

All walls go from ground to infinity.
Slats in walls are NOT ports.

SCORING

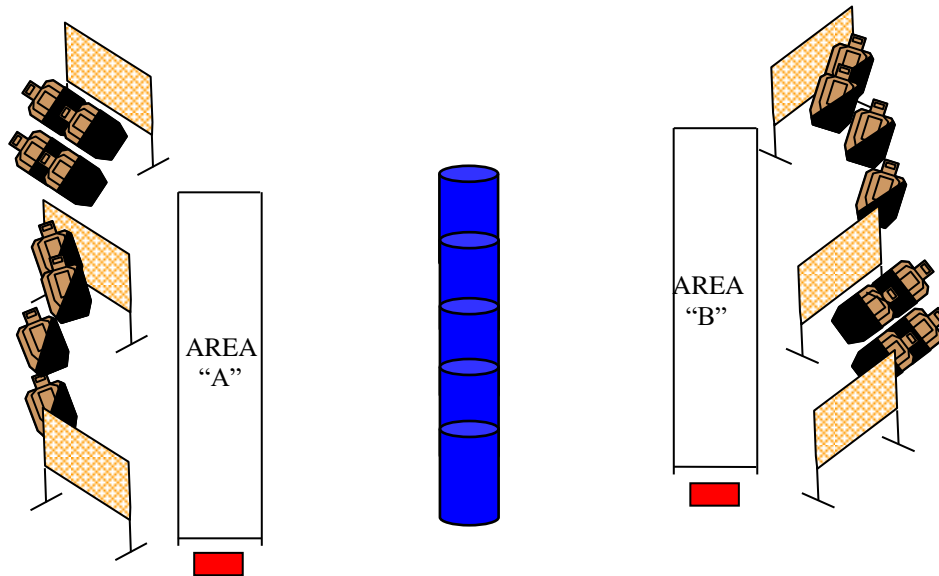
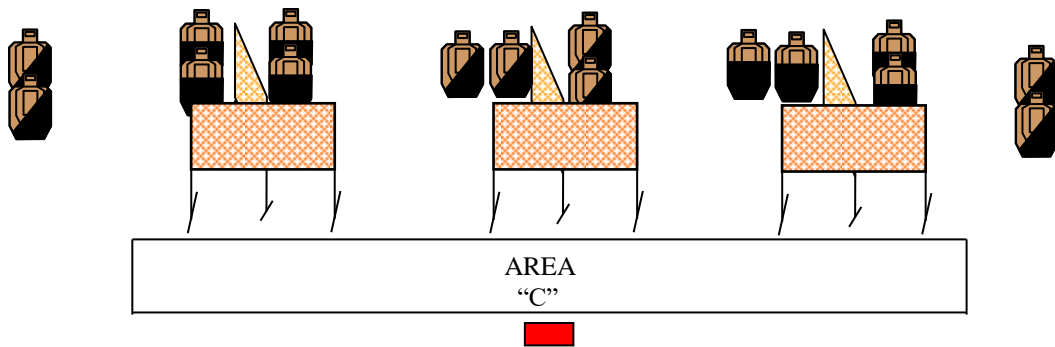
SCORING: Comstock, 64 rounds, 320 points

TARGETS: 32 USPSA

SCORED HITS: Best 2 per USPSA

START-STOP: Audible - Last shot

PENALTIES: Pre Current edition rule book



RM 300-2

BREAK DOWN

RULES: Practical Shooting Handbook, Latest Edition **COURSE DESIGNER:** Jerry Westcott

START POSITION: One foot touching either red start mark, with wrist below belt. Handgun is loaded and holstered.
PCC One foot touching either red start mark, with stock on belt, pointing directly down range. PCC loaded.

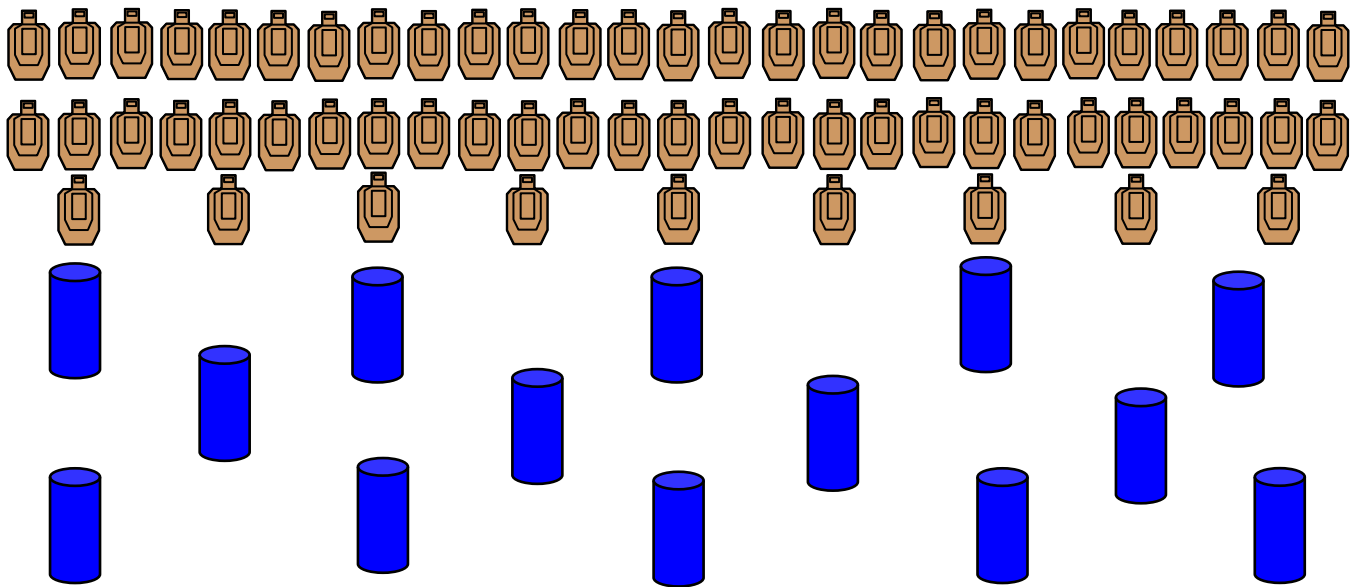
STAGE PROCEDURE

ON SIGNAL: Engage targets as they become visible from within Area "A".

Barrels are hard cover.

SCORING

SCORING: Comstock, 63 rounds, 315 points
TARGETS: 63 USPSA
SCORED HITS: Best 1 per USPSA
START-STOP: Audible - Last shot
PENALTIES: Pre Current edition rule book



RM 300-3

FREE FALLIN'

RULES: Practical Shooting Handbook, Latest Edition **COURSE DESIGNER:** Jerry Westcott

START POSITION: Heels touching the red start mark, with wrist below belt. Handgun is loaded and holstered.
 PCC Heels touching the red start mark, with stock on belt, pointing directly down range. PCC is loaded.

STAGE PROCEDURE

ON SIGNAL: Engage targets as they become visible from within Area "A".

All walls go from ground to infinity.
 Slats in walls are NOT ports.

SCORING

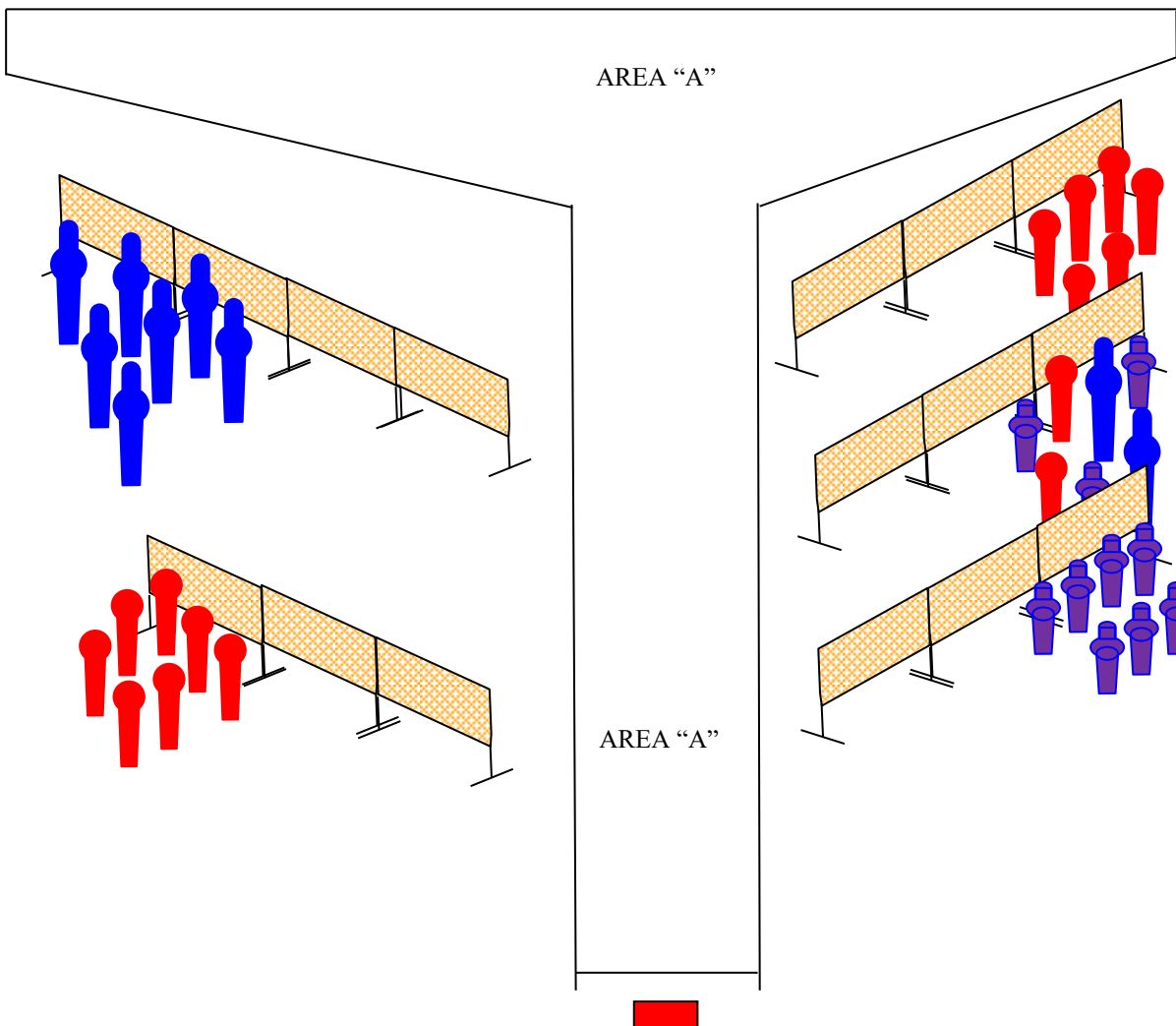
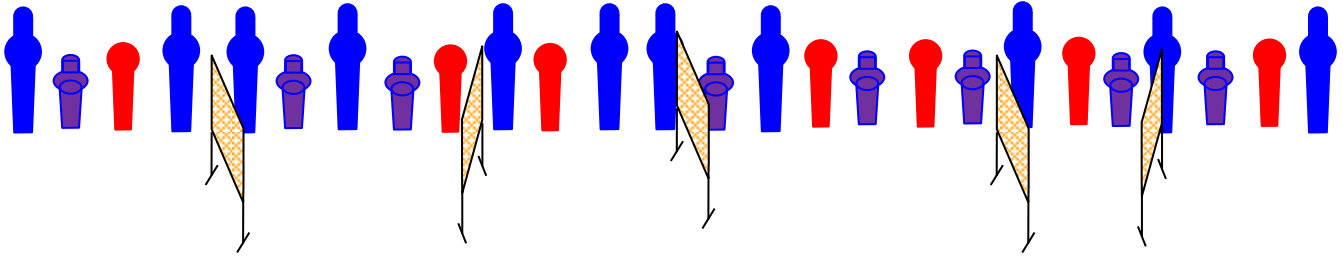
SCORING: Comstock, 60 rounds, 300 points

TARGETS: 20 Poppers, 18 Mini Poppers, 22 Classic Poppers

SCORED HITS: Steel = 1A
 Steel must fall to score

START-STOP: Audible - Last shot

PENALTIES: Pre Current edition rule book



RM 300-4

LEARNING TO FLY

RULES: Practical Shooting Handbook, Latest Edition **COURSE DESIGNER:** Jerry Westcott

START POSITION: Toes of one foot touching the red start mark, with wrist below belt. Handgun is loaded and holstered.

PCC Toes of one foot touching the red start mark, with stock on belt, pointing directly down range. PCC is loaded.

STAGE PROCEDURE

ON SIGNAL: Engage targets as they become visible from within Area "A".

All walls go from ground to infinity.
Slats in walls are NOT ports.

SCORING

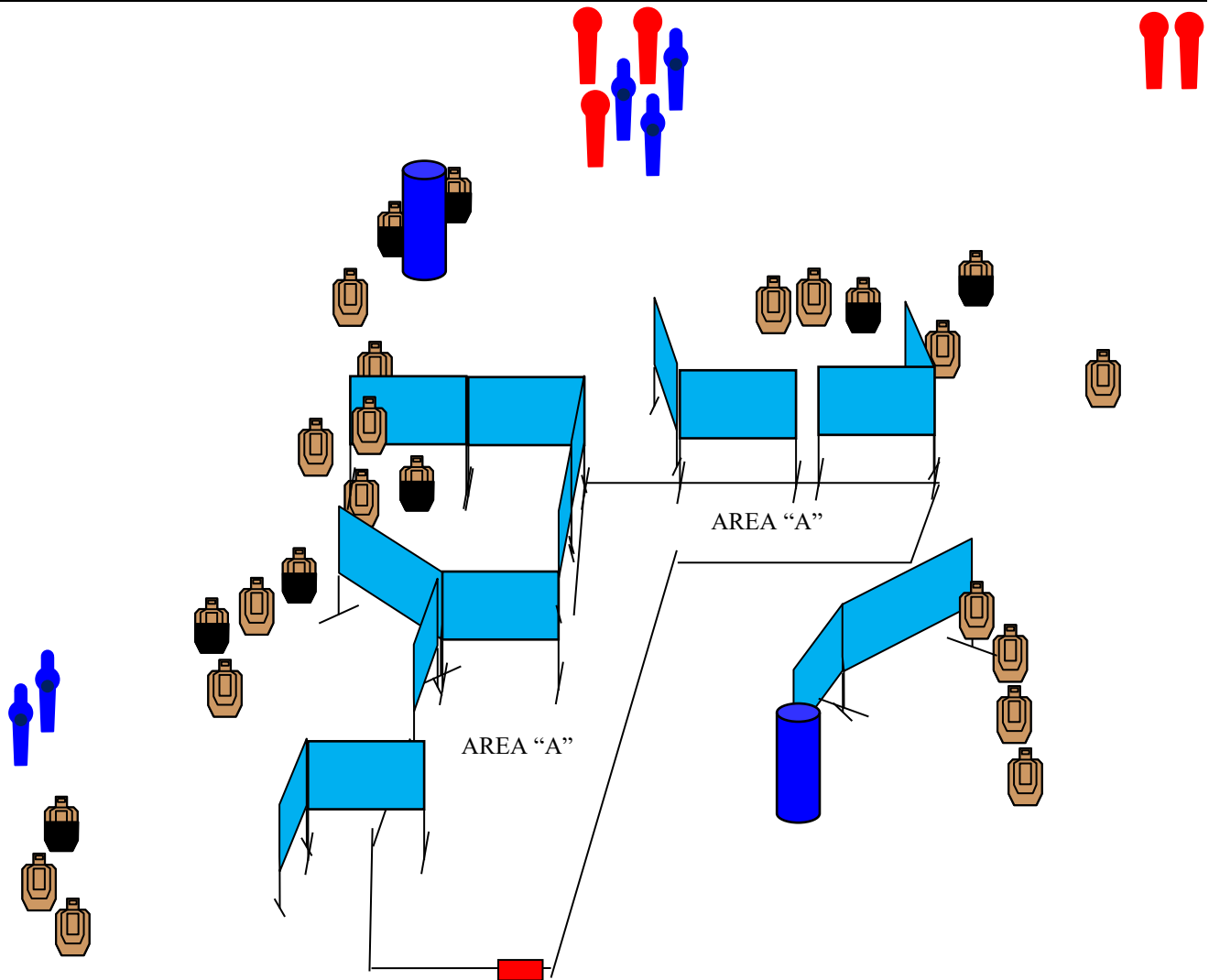
SCORING: Comstock, 60 rounds, 300 points

TARGETS: 25 USPSA, 5 Classic Poppers, 5 Mini Poppers

SCORED HITS: Best 2 per USPSA, Steel = 1A
Steel must fall to score

START-STOP: Audible - Last shot

PENALTIES: Pre Current edition rule book



RM 300-5

I WON'T BACK DOWN

RULES: Practical Shooting Handbook, Latest Edition **COURSE DESIGNER:** Jerry Westcott

START POSITION: Both hand touching either red start mark. Handgun is loaded and holstered.
PCC One hand touching either red start mark, with stock on belt, barrel touching wall, pointing down range. PCC is loaded.

STAGE PROCEDURE

ON SIGNAL: Engage targets as they become visible from within Area "A".

All walls go from ground to infinity.
Slats in walls are NOT ports.

SCORING

SCORING: Comstock, 62 rounds, 310 points
TARGETS: 29 USPSA, 4 Classic Poppers
SCORED HITS: Best 2 per USPSA, Steel = 1A
Steel must fall to score
START-STOP: Audible - Last shot
PENALTIES: Pre Current edition rule book

