

RM 300

OUT TA GET ME

RULES: Practical Shooting Handbook, Latest Edition **COURSE DESIGNER:** Jerry Westcott

START POSITION: Both hands holding can. Gun is loaded and holstered per rule 8.1.

PCC START: Butt of rifle on belt pointing down range.

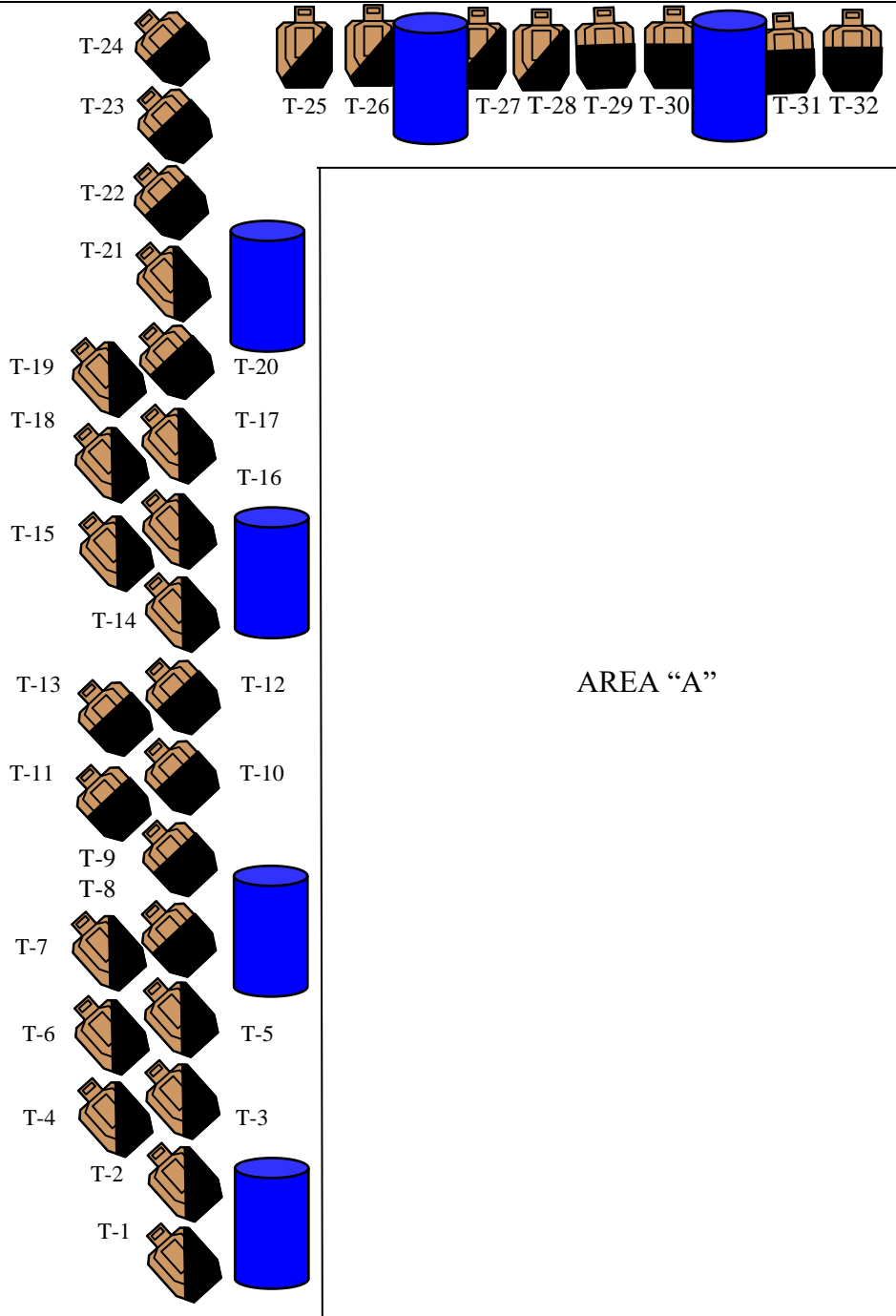
STAGE PROCEDURE

ON SIGNAL: Engage T-1 thru T-32 as they become visible from Area "A".

SCORING

SCORING: Comstock, 64 rounds, 320 points
TARGETS: 32 IPSC
SCORED HITS: Best 2 per IPSC
START-STOP: Audible - Last shot
PENALTIES: Per Current USPSA Rule Book

All walls go from ground to infinity.



RM 300

IT'S SO EASY

RULES: Practical Shooting Handbook, Latest Edition **COURSE DESIGNER:** Jerry Westcott

START POSITION: Anywhere in area "A". Gun is loaded and holstered per rule 8.1.

PCC START: Butt of rifle on belt pointing down range.

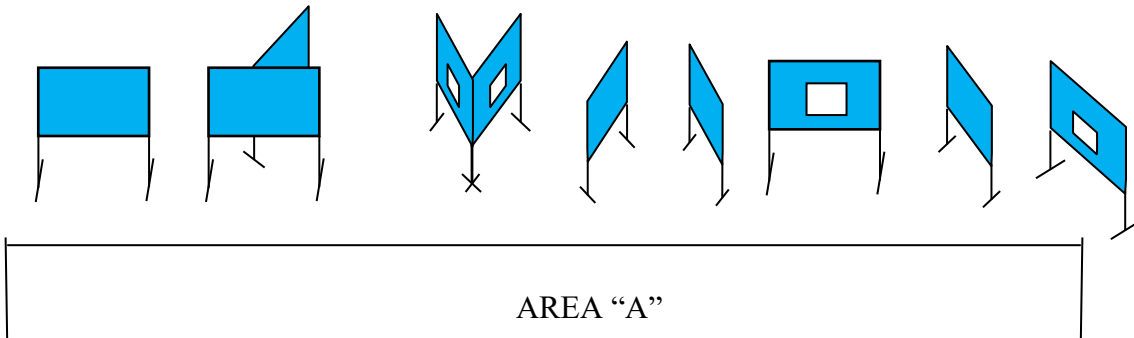
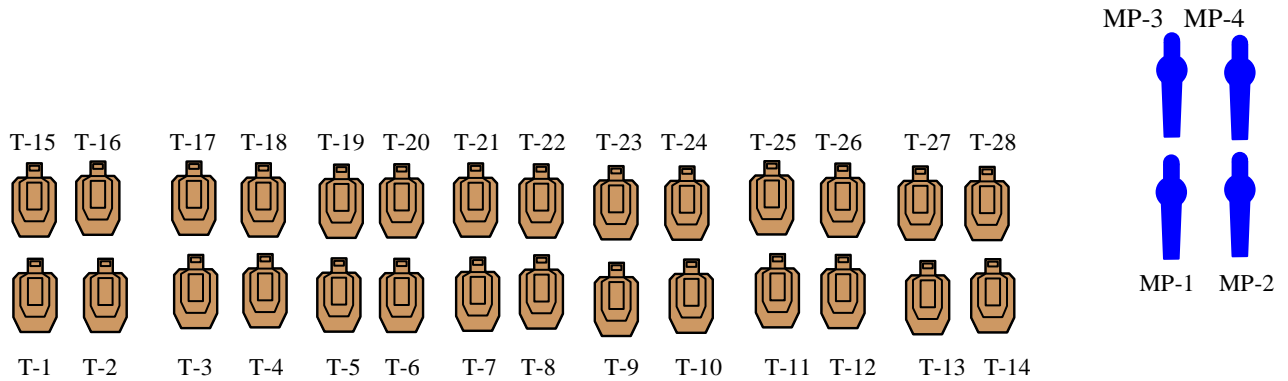
STAGE PROCEDURE

ON SIGNAL: Engage T-1 thru T-28 and MP-1 Thru MP-4 as they become visible from Area "A".

SCORING

SCORING: Comstock, 60 rounds, 300 points
TARGETS: 28 IPSC 4 MP
SCORED HITS: Best 2 per IPSC, STEEL=1A
START-STOP: Audible - Last shot
PENALTIES: Per Current USPSA Rule Book

All wall go from ground to infinity.



RM 300

NIGHTRAIN

RULES: Practical Shooting Handbook, Latest Edition **COURSE DESIGNER:** Jerry Westcott

START POSITION: Toes touching X's. Gun is loaded and holstered per rule 8.1.

PCC START: Butt of rifle on belt pointing down range.

STAGE PROCEDURE

ON SIGNAL: Engage T-1 thru T-26, CP-1 thru CP-8 as they become visible from Area "A".

SCORING

SCORING: Comstock, 60 rounds, 300 points
TARGETS: 26 IPSC, 8 CP
SCORED HITS: Best 2 per IPSC, STEEL = 1A
START-STOP: Audible - Last shot
PENALTIES: Per Current USPSA Rule Book

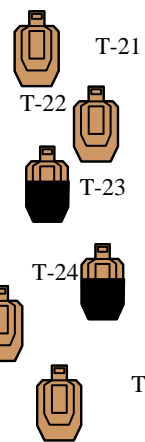
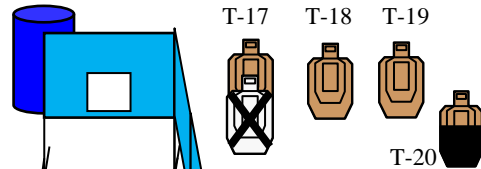
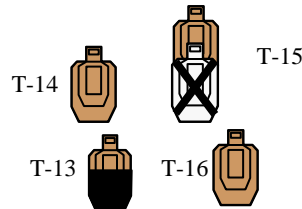
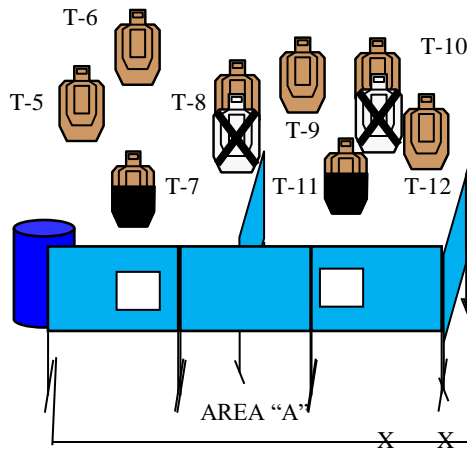
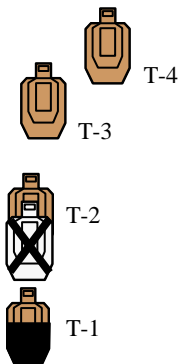
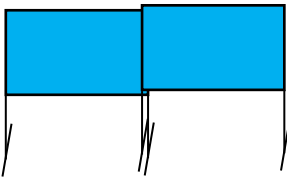
All walls go from ground to infinity.



CP-5 CP-6 CP-7 CP-8



CP-1 CP-2 CP-3 CP-4



T-26

RM 300

YOU'RE CRAZY

RULES: Practical Shooting Handbook, Latest Edition **COURSE DESIGNER:** Jerry Westcott

START POSITION: Hands flat on X's. Gun is loaded, trigger guard centered on X on table, pointing down range per rule 8.1.

PCC START: Same as pistol.

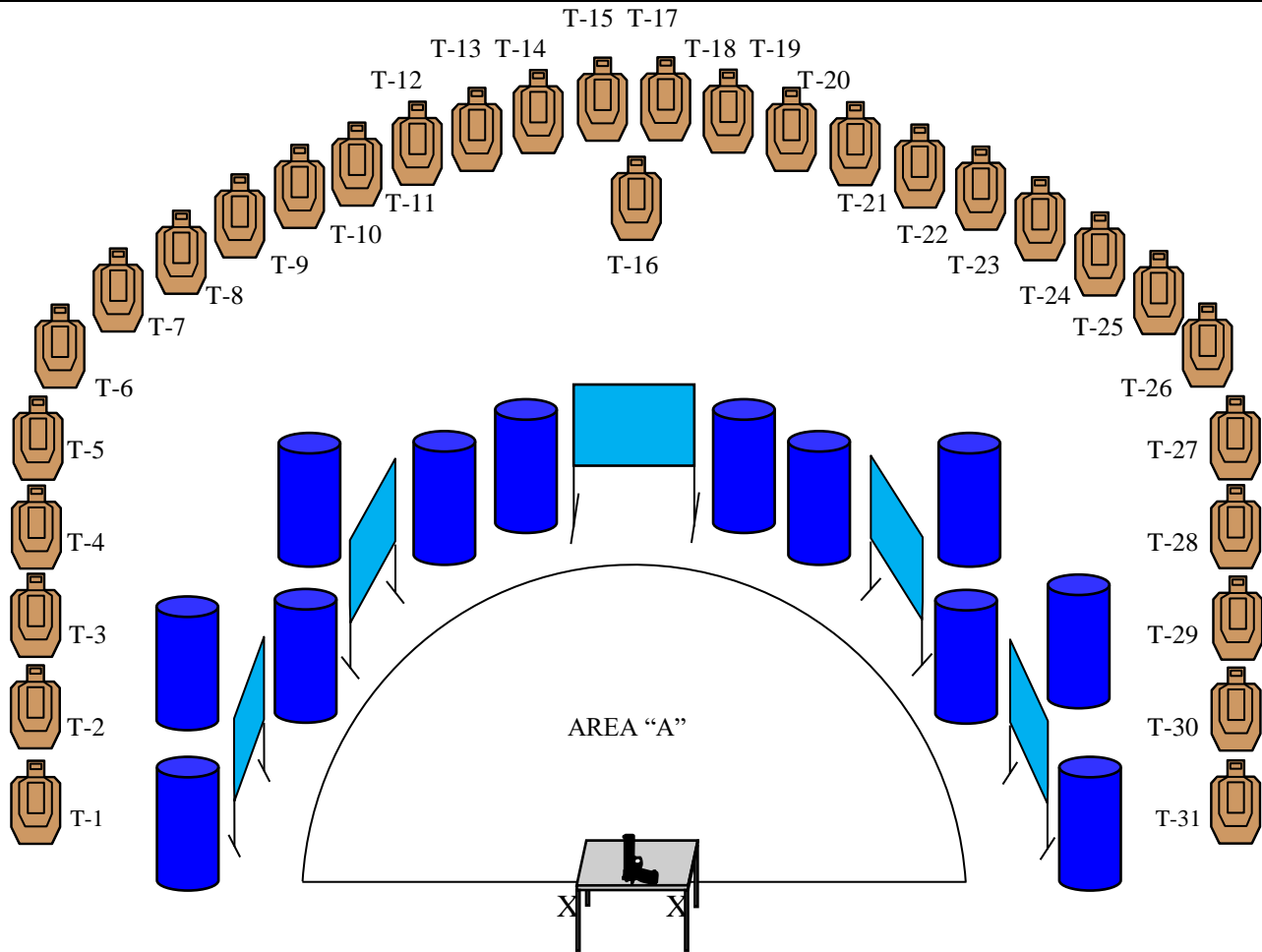
STAGE PROCEDURE

ON SIGNAL: Engage T-1 thru T-31 as they become visible from Area "A".

SCORING

SCORING: Comstock, 62 rounds, 310 points
TARGETS: 31 IPSC
SCORED HITS: Best 2 per IPSC
START-STOP: Audible - Last shot
PENALTIES: Per Current USPSA Rule Book

All walls go from ground to infinity.



RM 300

ANYTHING GOES

RULES: Practical Shooting Handbook, Latest Edition **COURSE DESIGNER:** Jerry Westcott

START POSITION: Heels touching rear fault line facing up range. Gun is unloaded per rule 8.1.

PCC START: Toes touching rear fault line. Gun is unloaded and butt of rifle on belt pointing down range.

STAGE PROCEDURE

ON SIGNAL: Engage PP-1 thru PP-10, CP-1 thru CP-18, MP-1 thru MP-16, and P-1 thru P-18 as they become visible from Area "A".

SCORING

SCORING: Comstock, 62 rounds, 310 points
TARGETS: 10 PP, 18 CP, 16 MP, 18 Plates
SCORED HITS: Steel = 1A, Must fall to score
START-STOP: Audible - Last shot
PENALTIES: Per Current USPSA Rule Book

All walls go from ground to infinity.

